

Meeting Room Tables

PRODUCT INFORMATION SHEET

BSEN
1729
COMPLIANT

10
YEAR

Rectangular



Square



Solid 25mm MDF tops with a high pressure laminate

Semi-Circular



Circular

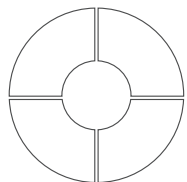


Arc*




45mm round chunky frames

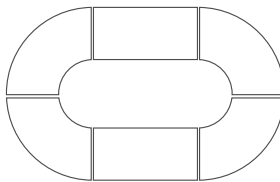
Circular



Square



Meeting



Flexible and dynamic modular tables with endless tessellation possibilities



End Of Life Recycling Suggestions

All Metalliform products can be disassembled into their component parts (Wood, Metal & Plastic) and responsibly recycled through specialist service providers.



Packaging Details

All legs are paper wrapped and the top is covered in a cardboard wrap.



Important Ordering Information

When ordering please state: Table shape, code, height, size, quantity, laminate colour, frame colour and edge style.



Delivery Times

Our standard delivery time is 4 weeks. During School summer holidays our turnaround times will extend.



Care & Maintenance

The frame and top connection should be checked every six months. The feet should be checked periodically and replaced as and when required. Clean periodically with a non-abrasive cleaner and a warm damp cloth.

Meeting Room Tables

PRODUCT INFORMATION SHEET

**BSEN
1729
COMPLIANT**

**10
YEAR**



Customise Your Order



1 Choose Your Table Shape

SHAPE	SIZE (L X W)	MDF EDGE CODE	DURAFORM EDGE CODE
Rectangular	1200 x 600mm	MEET-126-MDP	MEET-126-PS
Square	600 x 600mm	MEET-66-MDP	MEET-66-PS
Semi-Circular	1200mm Diameter	MEET-12SC-MDP	MEET-12SC-PS
Circular	1000mm Diameter	MEET-10C-MDP	MEET-10C-PS
Circular	1200mm Diameter	MEET-12C-MDP	MEET-12C-PS
Arc	1490 x 600mm*	MEET-ARCV2-MDP	MEET-ARCV2-PS

2 Choose Your Table Height

HEIGHT	AGE RANGE
740mm	Office height

*2100mm when 4 together to make a circular shape.

**Silver frame available at an extra cost.

3 Choose Your Laminate Top Colour

BH Beech	CY Canary Yellow	GS Grey Speckle	LI Lilac	OF Orange Flame	PU Purple	SB Soft Blue	SL Soft Lime	SU Summer Blue	TG Tangy Green	WH White
----------	------------------	-----------------	----------	-----------------	-----------	--------------	--------------	----------------	----------------	----------

4 Choose Your Frame Colour

DP1	BK	MC	LG	SV
Duraform Speckled Light Grey	Black	Metallic Charcoal	Light Grey	Silver**

5 Choose Your Edge Style

PSCH	PSBL	PSGN	PSRD	PSGY	MDP
Duraform PU Charcoal	Duraform PU Blue	Duraform PU Green	Duraform PU Red	Duraform PU Light Grey	MDF Profile